

GONDOLA SHELVING



DMD Gondola Shelving is the ideal retail shelving system.

Multi-functional, this system is used widely in -

Convenience Stores
Supermarkets
Merchandise Stores
Service Stations

Pharmacies
Hardware Stores
Showrooms
Newsagencies

- ✓ Available in single or double sided
- ✓ Strong steel construction finished in white durable powder coat
- ✓ Metal peg board backing
- ✓ Base shelf is 450mm deep, upper shelves are 400mm deep
- ✓ All upper shelves can be adjusted to 20° angle with the same shelf bracket
- ✓ Shelves are fully adjustable on 50mm increments without the use of specialized tools.

ADAPTABILITY - This shelving system can be adapted at minimum cost. Shelving units can be used with or without shelf levels to accommodate for hooks or baskets. Gondola uprights can be fitted with a splicing post of 300mm to increase the height at any stage.

LOADINGS - The safety load capacity is 50kgs/shelf.



GONDOLA SHELVING



Variety Stores



Supermarkets

SPECIFICATIONS

Upright post measures
30 mm x 70 mm x 1.5mm thick
Available heights:
1500mm, 1800mm and 2100mm

Available shelves are 0.8mm thick
900 x 400mm upper shelves
900 x 450mm base shelves

Brackets are 400mm with a 2mm thickness




Pharmacies

WHAT OUR CLIENTS SAY...

"Finally I found a company that can design, supply and install a retail shelving system at the right price."

Thanks DMD for taking the stress out of opening my stores and I wouldn't know where I'd be today without your expert advice and professional installation teams."

Liz Walding
Rave Discounts




Goose Neck Clothes Hooks




Wire Baskets



Wire Bin Fronts & Dividers



Flat Clothes Hooks



Peg Hooks